


INTERFACE – BASIC SETTINGS

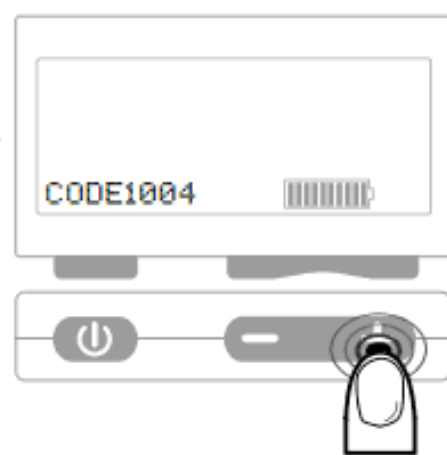
You can change the various basic settings in three easy steps:

1. CALL UP MENU



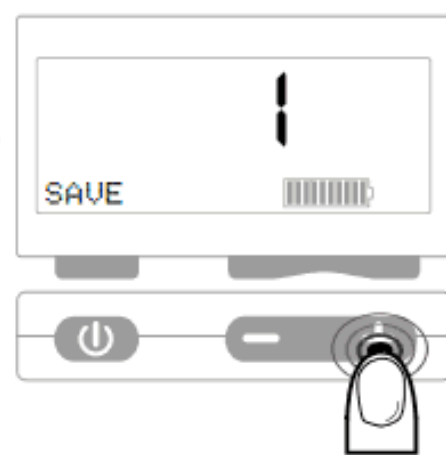
Press the On/Off button and the plus button at the same time and hold for 3 seconds.

2. ENTER CODE



Using the plus and minus button, select the desired number and confirm using the On/Off button. To confirm the code, press and hold the On/Off button for 3 seconds.

3. SELECT VALUE



Using the plus and minus button, select the desired value and confirm this by pressing and holding the On/Off button for 3 seconds. Save is displayed.